

Key figures

The world's leading hotel operator and market leader in Europe, Accor is unique in offering an extensive range of accommodations, from luxury to budget.

Since the Shareholders' Meeting on June 29, 2010, Accor's Services business has been a separate company.

The 2010 annual results take account of the Group's new scope of consolidation following the demerger.

2011 Interim Results

Hotels portfolio (at June 30, 2011)

4,274 hotels / 513,772 rooms

Revenue (at June 30, 2011)

€2,973 million

Net loss attributable to owners of the parent (at June 30, 2011)

€41 million

Profit before tax and non-recurring items (at June 30, 2011)

€144 million

Market capitalisation (at June 30, 2011)

€7,005 million

2010 Results

Hotel Portfolio

4,229 hotels / 507,306 rooms

Consolidated revenue

€5,948 million

2010 Net profit, Groupshare

€3,600 million

Operating profit before tax and non-recurring items

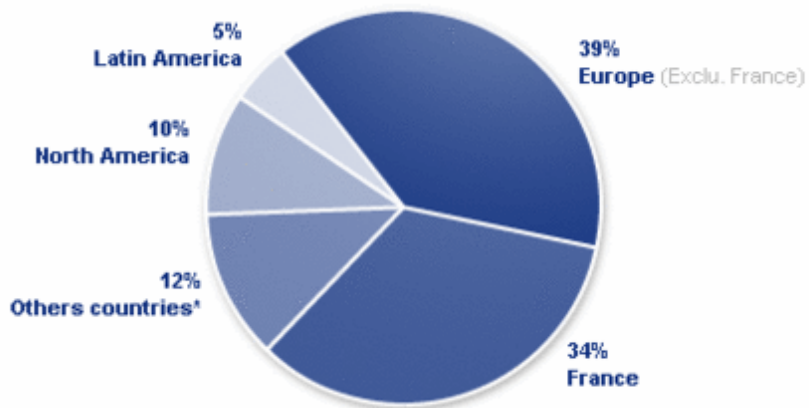
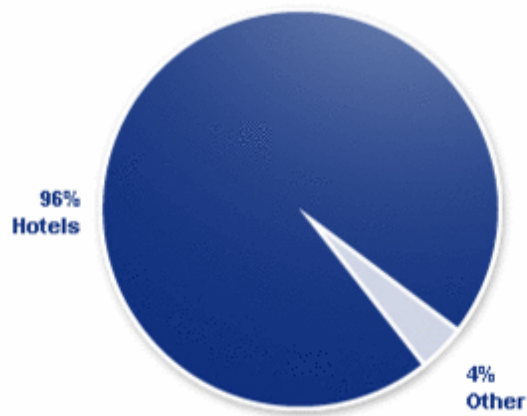
€334 million

Market capitalisation (as of December 31, 2010)

€7,6 billion

2010 revenue

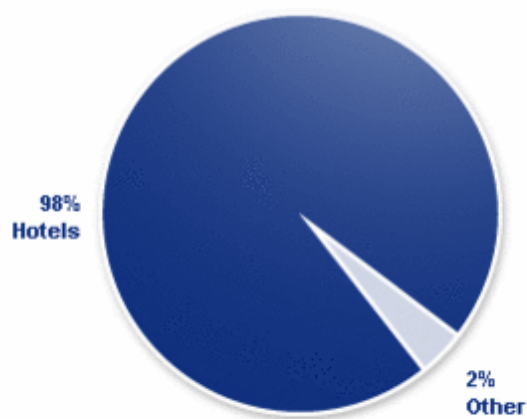
[By activity](#) | [By region](#)



* Worldwide structures are included in "Other"

2010 number of employees

[By activity](#) | [By region](#)



at 12/31/10



Key indicators